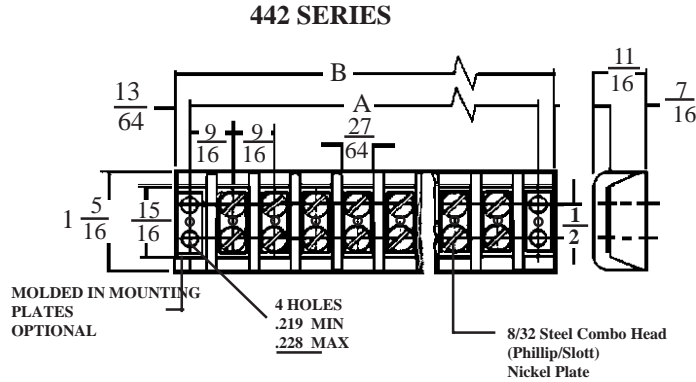


# MARCO

## DOUBLE ROW, CLOSE BACK, PHENOLIC .5625 (9/16") CENTERS

### SERIES 442



|                |        | DIMENSIONS |        | 39TB, 42TB |  |
|----------------|--------|------------|--------|------------|--|
| NUMBER OF TERM | A INCH | A (MM)     | B INCH | B (MM)     |  |
| -02            | 1.688  | 42.88      | 2.109  | 53.57      |  |
| -03            | 2.250  | 57.15      | 2.688  | 68.28      |  |
| -04            | 2.812  | 71.42      | 3.250  | 82.55      |  |
| -05            | 3.375  | 85.73      | 3.812  | 96.82      |  |
| -06            | 3.938  | 100.03     | 4.375  | 111.13     |  |
| -07            | 4.500  | 114.30     | 4.938  | 125.43     |  |
| -08            | 5.062  | 128.57     | 5.500  | 139.70     |  |
| -09            | 5.641  | 143.28     | 6.062  | 153.97     |  |
| -10            | 6.203  | 157.56     | 6.625  | 168.28     |  |
| -11            | 6.75   | 171.45     | 7.188  | 182.58     |  |
| -12            | 7.328  | 186.13     | 7.750  | 196.85     |  |
| -13            | 7.891  | 200.43     | 8.312  | 211.12     |  |
| -14            | 8.453  | 214.71     | 8.875  | 225.43     |  |
| -15            | 9.016  | 229.01     | 9.438  | 239.73     |  |
| -16            | 9.578  | 243.28     | 10.0   | 254.00     |  |
| -17            | 10.141 | 257.58     | 10.562 | 268.27     |  |
| -18            | 10.703 | 271.86     | 11.141 | 282.98     |  |

**MOLDING COMPOUND:**

**G.P. PHOENLIC 94V-0**

**SCREWS: 8/32 COMBO HEAD STEEL NICKEL**

**COLOR: STANDARD (BLACK )**

**ELECTRICAL RATING:**

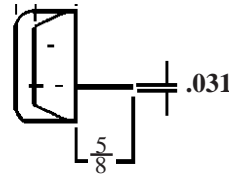
**CURRENT RATING: 30 AMPS**

**DIELECTRIC WITHSTANDING VOLTAGE: 3300 VOLTS RMS**

**WILL ACCOMMODATE LUGS FOE WIRE SIZE 14-12 AWG**

**TOP HARDWARE OPTIONAL OUR QC SERIES  
FOR MARCO MARKER STRIP SEE MARKER &  
INSULATOR STRIP SECTION**

### 442 SERIES (LY LUG)

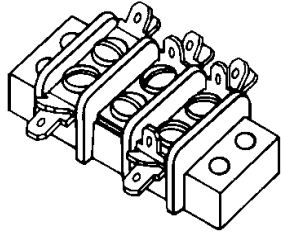


**ALSO AVAILABLE IN FEED THRU MARCO 442 SERIES (LY) SOLDER LUGS**

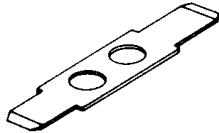
# MARCO

## TERMINAL BLOCK HARDWARE

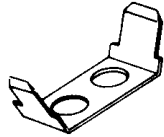
### MARCO'S QC SERIES DOUBLE ROW TERMINAL BLOCK TABS



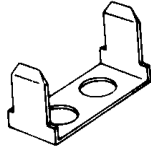
#### QUICK CONNECT TABS



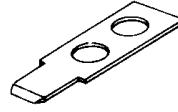
QC55



QC56



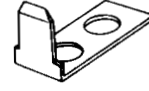
QC57



QC61



QC62

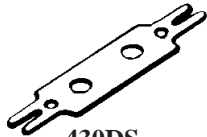


QC63

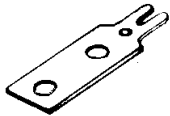
**ORDERING EXAMPLE**  
Assembled on Terminal Block

| Series  | #of term      | Hardware |
|---------|---------------|----------|
| 3500-10 | -W/QC61,62,63 |          |
| 4300-10 | -W/QC55,56,57 |          |
| 442-10  | -W/QC55,56,57 |          |

#### MARCO'S SOLDER TABS



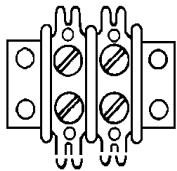
430DS



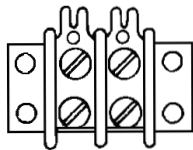
430SS



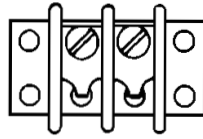
430LY



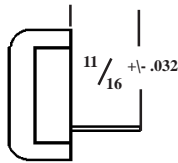
3500-XX-DS  
4300-XX-DS  
442-XX-DS



3300-XX-SS  
4300-XX-SS  
442-XX-SS

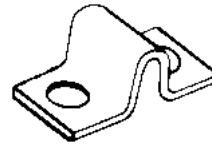


3510-XX-LY  
4310-XX-LY  
442-XX-LY



LY

#### MARCO'S OVER THE BARRIER JUMPERS



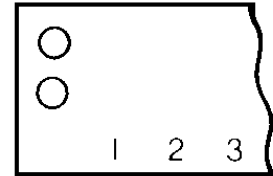
350,430 J



350,430 JS

MARCO TERMINAL BLOCK HARDWARE CAN BE PURCHASED SEPARATELY OR ASSEMBLED ON THE TERMINAL BLOCKS

#### MARKER & INSULATOR STRIPS



FOR INFORMATION SEE MARKER STRIP SECTION IN THE CATALOG