



**6XX-OB-ME**




OPEN BACK

**6XX-OB-BE**




BARRIER ENDS

**6XX-OB-BEME**




MOUNTING END  
BARRIER END

**6XX-OB-ME-PC**




PC-PRINTED CIRCUIT  
MOUNTING END

**6XX-OB-BE-PC**



PC-PRINTED CIRCUIT  
BARRIER END

**6XX-OB-ME-L**




L-SOLDER PIN  
MOUNTING END

**6XX-OB-BE-L**




L-SOLDER  
BARRIER END

**6XX-OB-ME-LWW**




LWW-WIRE WRAP  
MOUNTING END

**6XX-OB-BE-LWW**




LWW-WIRE WRAP  
BARRIER END

**6XX-OB-ME-QC**




**QC-QUICK CONNECT  
MOUNTING END**

**6XX-OB-BE-QC**




**QC-QUICK CONNECT  
BARRIER END**

**6XX-OB-ME-RA  
6XX-OB-BE-RA**




**RA-RIGHT ANGLE BARRIER END  
OR MOUNTING END**

**6XX-IB-ME-L**




**L-SOLDER INSULATED BASE  
MOUNTING END**

**6XX-IB-BE-L**




**L-SOLDER INSULATED BASE  
BARRIER END**

**6XX-IB-BE-QC**




**QC-QUICK CONNECT INSULATED  
BASE BARRIER END**

**6XX-IB-ME-LWW**




**LWW-WIRE WRAP INSULATED  
BASE MOUNTING END**

**6XX-IB-BE-LWW**



**LWW-WIRE WRAP INSULATED  
BASE BARRIER END**

**6XX-IB-ME-QC**



**QC-QUICK CONNECT INSULATED  
BASE MOUNTING END**