

8xx-NF-SS  
8xx-NF-SS10




SS = 8/32 Binder Head Screw  
OR  
SS10 = 10/32 Binder Head Screw

8xx-NF-ST  
8xx-NF-ST10



ST = 8/32 Studs  
OR  
ST10 = 10/32 Studs


8xx-NF-SS - 8xx-NF-SS10



TOP HARDWARE

SS = 8/32 Binder Head Screw  
SS10 = 10/32 Binder Head Screw  
BOTTOM HARDWARE  
FS = 8/32 Binder Head Screw


8xx-FS-SST  
8xx-FS-ST10



TOP HARDWARE

ST = 8/32 Studs  
ST10 = 10/32 Studs  
BOTTOM HARDWARE  
SS = 8/32 Binder Head Screw

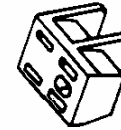
8xx-FS-SFTP or 8xx-FS-SFTP-SS10  
8xx-FS-LFTP or 8xx-FS-LFTP-SS10



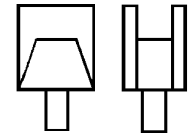
TOP HARDWARE

FS = 8/32 SCREWS  
SS10 = 10/32 SCREWS  
BOTTOM HARDWARE  
LFTP = LONG FEED THRU TAPER PIN  
SFTP = SHORT FEED THRU TAPER PIN

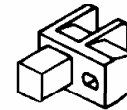
*BASE STYLES AVAILABLE:*



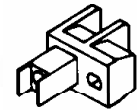
CLOSE BACK



ROUND BASE



SQUARE NO FINS  
(BARRIERS)



SQUARE WITH  
FINS (BARRIERS)